


# Sales Sheet

## UCB for Business:

### Snapshot



## A real-time view of your organisation

The **UCB Snapshot** simplifies the management of your contact centre and helps you to monitor issues which may impact on customer service. Agents, supervisors and managers can view up-to-date information on queue and agent status.

UCB Snapshot acts as a wallboard that displays data from UCB Contact Centre in a user-friendly way. It is fully customisable and easy to set up, allowing organisations to:

- **Communicate key targets to all contact centre staff** – Flexible interface makes a wide range of statistics available in real-time
- **Agents to pro actively manage service levels** – Agents can view each other's performance, encouraging them to become more goal-orientated and require less supervision

- **Optimise contact centre performance** – Up to date information helps you to monitor whether targets are being met, showing where improvements are needed
- **Modify the design and display to suit business needs** – Snapshot can be customised to display the tiles which provide information most relevant to KPI's, so that performance markers can be viewed in a single glance
- **Customisable Alerts** – Both Agents and Queues can have pre-defined parameters set; when a particular rule is broken the alert is activated

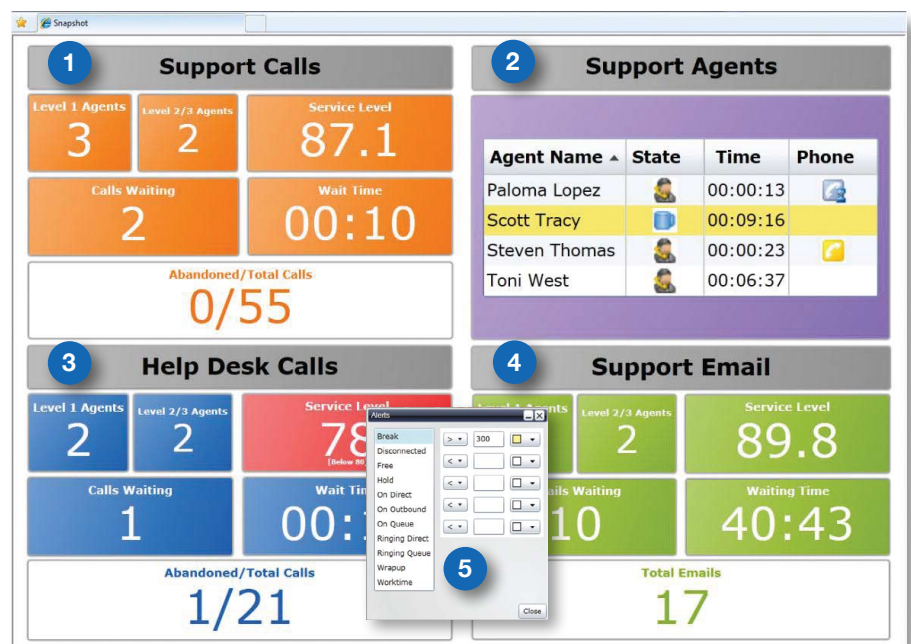
## At a glance

- Add-on advanced wallboard application for UCB Contact Centre
- Live queuing information
- Customisable display
- Presents data on a variety of media such as a TV screen, desktop or website
- Tiles customisable to company colours
- Call stats refreshed every 0.5 seconds provide a real-time overview of business
- An easy way to monitor agent activity
- An excellent motivational tool

## Versatile display

UCB Snapshot is easy to set up and customise. Live call info, queue info, agent and email stats can be displayed simultaneously for optimum call centre performance.

- 1 Business-critical call stats displayed including service levels, calls waiting & abandoned calls
- 2 Individual agent status and live call stats
- 3 More than one department can be displayed at once
- 4 Emails can be displayed like call stats including 'emails waiting'
- 5 Agent alerts based on call / activity type and time in status



# Sales Sheet

## UC for Business: Snapshot















### Features

<b>Agent Information</b>	<ul style="list-style-type: none"> <li>• Prime agents and backup agents viewed separately</li> <li>• Available agents (not on break)</li> <li>• Agents on a break</li> <li>• Idle agents not on a call and available</li> <li>• All agents who are logged in</li> <li>• All agents on After-Call Worktime and Requested Worktime</li> </ul>
<b>Call Information</b>	<ul style="list-style-type: none"> <li>• All abandoned calls after queue minimum abandon time</li> <li>• Number of abandoned calls compared to total calls</li> <li>• Number of calls in queue</li> <li>• Number of callbacks in queue</li> <li>• Pending callbacks in queue</li> <li>• Current longest call wait time</li> <li>• Current longest callback wait time</li> <li>• All Callbacks, running total reset at midnight each day</li> <li>• Total number of queue calls</li> </ul>
<b>Customisable Colours</b>	<ul style="list-style-type: none"> <li>• Font colours and background colours can be selected</li> </ul>

<b>Support</b>			<b>0800</b>		
Level 1 Agents 1	Level 2/3 Agents 1	Service Level 95.6	Level 1 Agents 1	Level 2/3 Agents 2	Service Level 79.4
Calls Waiting 0		Wait Time 00:00	Calls Waiting 0		Wait Time 00:00
Abandoned/Total Calls 0/29			Abandoned/Total Calls 2/17		
<b>Technical Support</b>			<b>Support Email</b>		
Level 1 Agents 1	Level 2/3 Agents 2	Service Level 75	Level 1 Agents 1	Level 2/3 Agents 1	Service Level 73.3
Calls Waiting 0		Wait Time 00:00	Emails Waiting 0		Waiting Time 00:00
Abandoned/Total Calls 1/5			Total Emails 25		

### Agent States

These icons are used to indicate Agent activity and states within the Agent tile:

-  Agent is logged off, Time column will not be active for Agent states
-  Agent is logged on, Time column will show time Agent has been free if they are not on a call
-  Agent is on a break
-  Agent is on Work time
-  Agent is on Wrapup time
-  Phone is offering from a direct call
-  Phone is off hook from Direct call
-  Phone is off hook from Outbound call
-  Phone is offering from Queue call
-  Phone is off hook from Queue call
-  Phone call is on Hold
-  Phone is in disconnected state after Agent has hung up

#### NEC Infrontia Limited

Innovation House, Mere Way, Ruddington Fields Business Park,  
Ruddington, Nottingham NG11 6JS, UK

Tel: 0115 969 5700 Fax: 0115 931 5970 Web: [www.neci.co.uk](http://www.neci.co.uk)

LIT-SV025-0910

Please note certain UCB features may be specific to terminal in operation. Contact your NEC representative for further details. This publication provides outline information only which (unless specifically agreed by NEC Infrontia in writing) may not be used, applied or reproduced for any purpose or form part of any order or contract or be regarded as a representation relating to the products or services concerned. NEC Infrontia reserves the right to alter without notice the specification, design, price or conditions of supply of any product or service. E&OE.



UNIVERGE360 is NEC's approach to unifying business communications. It places people at the centre of communications and delivers on an organisation's needs by uniting infrastructure, communications and business.